



Pearson

Get Started with Pearson Mastering Engineering



You need 3 things to register:

1

Email Address

2

Course ID:
EGR236004KUNZS18

3

Access Code or Credit Card

Options for Obtaining Textbook and Access Card

- Bookstore purchase: ISBN 978-0-13-411699-0
includes Textbook (14ed.) and Access Card (14ed.)
(includes Etext)

Other Options:

- Buy used text (12ed. or 13ed.) and Access Card
(14ed.) separately:

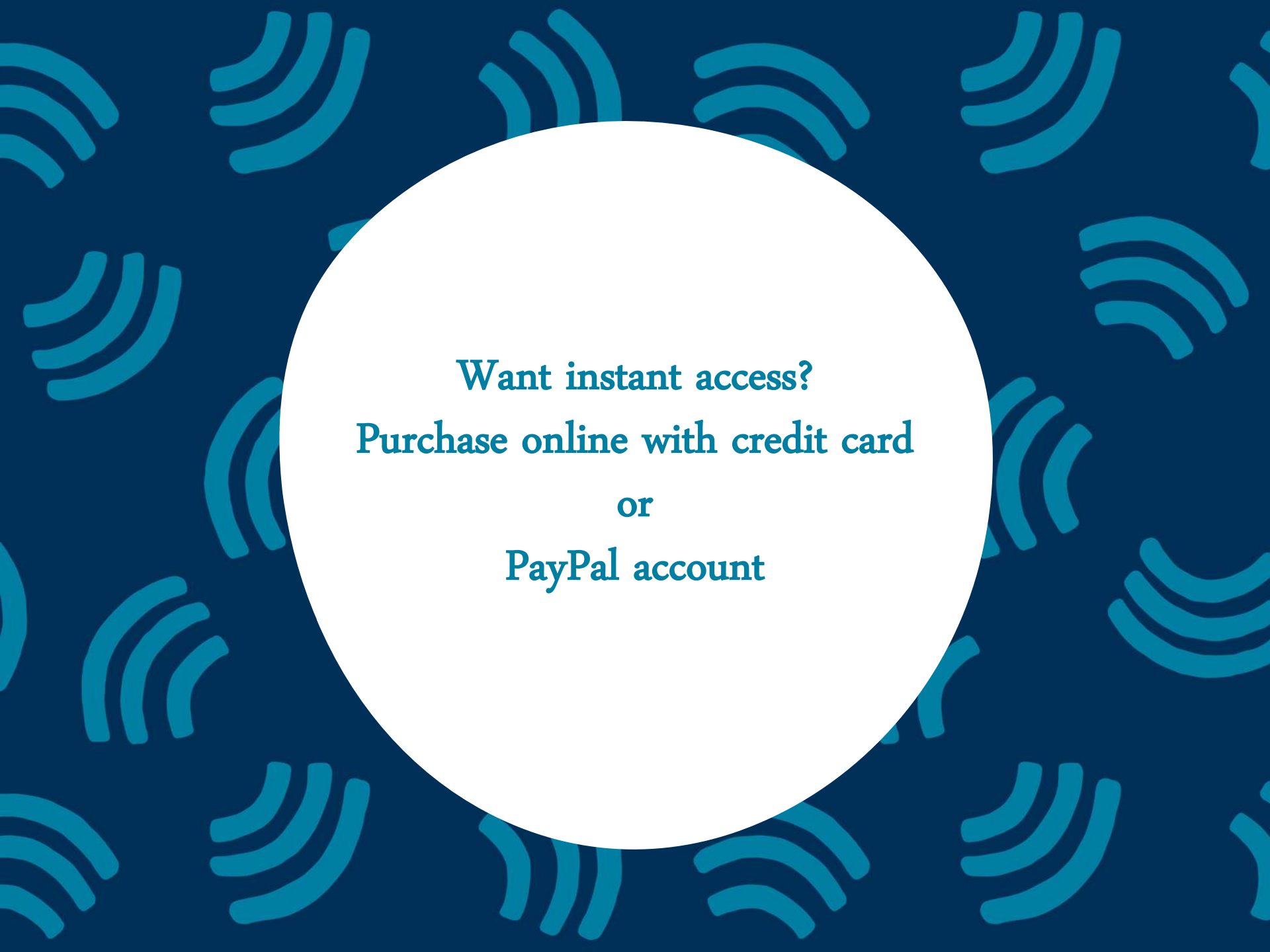
with Etext: ISBN 978-0-13-397660-1

without Etext: ISBN 978-0-13-397659-5

- Buy only Access Card (14ed.)

with Etext: ISBN 978-0-13-397660-1

- OR: . . .



**Want instant access?
Purchase online with credit card
or
PayPal account**



Let's go!

Step 1.

Go to www.pearson.com/mastering/engineering and select **Student** under Register Now.

The screenshot displays the Pearson Mastering Engineering website interface. The main heading is "Improving results" with the subtext "Our goal is to help every student succeed. We're working with educators and institutions to improve results for students everywhere." A "Learn more" button is visible. Below this, there are two yellow navigation panels. The left panel lists "Educators & Administrators" with sub-items "Results", "Features", and "Training & Support". The right panel lists "Students" with sub-items "Get Registered", "Support", and "More...". On the right side, a dark grey overlay contains a "Sign In" section with a "Sign in" button and a link for "Forgot username or password?". Below that is a "Register Now" section with the text "Need access? Start here!" and three buttons: "Student" (highlighted with a red circle), "Educator", and a third button with a pencil icon.

Step 2. Select **OK! Register now.**

Students

Get Registered

Features

Support

Get Involved

About Mastering

Do you have these 3 things?

Email

You'll get some important emails from your instructor at this address.

Course ID

A Course ID looks something like this: MENGprofessor12345.

Note: Not all courses require a Course ID. Please check with your instructor.

Access code or credit card

You can buy an access code packaged with your textbook or as a standalone access code kit. Or you can buy instant access with a credit card or PayPal account.

OK! Register now >

[Register for self-study access only >](#)

[Australian customers, register here >](#)

Step 3. Enter your instructor's Course ID: EGR236004KUNZS18 and choose **Continue**.

PEARSON ALWAYS LEARNING

Register Help

Enter Your Course ID

Course ID Continue

Step 4. Create a Pearson **username** and **password** or **Sign In** with a username and password you already have, if you've used MasteringEngineering before.

PEARSON

Register

Sign In with Your Pearson Account

Your account gives you access to your Pearson online courses and products.

Username

Password

[Sign In](#)

[Forgot your username or password?](#)

Create a Pearson Account

If you don't already have an account, create one.

[Create](#)

[Not sure if you have an account?](#)

Step 5. Select an access option.

- Enter the access code that came with your textbook or was purchased separately.
- Buy access using a credit card or PayPal account.

PEARSON ALWAYS LEARNING

Register Help


i student_account, you've successfully created a Pearson account!
To continue, select an option below.

Select an Option

Use an Access Code

A prepaid access code might come with your textbook or in a separate kit.

Access Code



Use a Credit Card or PayPal

MasteringBiology with Virtual Lab Full Suite for Campbell Biology, 10e without eText

\$118.00 USD

Your Course

My Course
Course ID: [XXXXXXXXXXXX](#)
Taught by [XXXXXXXXXXXX](#)
Course ends Jul 28, 2017

Not your course? Enter a different course ID.

Step 6. From the You're Done page, select **Go to My Courses**.

You're done!

Check your email for a registration confirmation.

Print this page as your receipt.

Your Course

My Course
Course ID: XXXXXXXXXXXX
Taught by XXXXXXXXXXXX
Course ends Jul 28, 2017

[Go to My Courses](#)

Account Information

Username: student_account
Email: student@gmail.com
Account ID: XXXXXXXX

Order Details

Access Code: XXXXXXXXXXXX-XXXX-XXXX-XXXX-XXXX
Order Date: August 3, 2016
Order ID: XXXXXXXX

Support

Step 7. Select **Yes** and enter your Course ID: EGR236004KUNZS18 to join your course. Click **Continue**.

Join Your Online Course

Did you receive a Course ID from your instructor?

Yes No

[What's a Course ID?](#)

Continue

Step 8. Enter your Mercer Student ID and click **Continue.**

Your Student ID

Please enter your Student ID:

Don't know what to enter? [Contact your instructor for help.](#)

[Continue](#)

[Skip This Step](#) (You can enter this later.)

Congratulations! You're now enrolled in your Mastering course.

Next time you want to access your Mastering course, go to www.pearson.com/mastering/engineering and Sign in.

The image is a screenshot of the Pearson Mastering website. The background features a photograph of three students (two men and one woman) looking at a tablet together. The text on the page includes:

- Improving results**
- Our goal is to help every student succeed. We're working with educators and institutions to improve results for students everywhere.
- Learn more >**
- Educators & Administrators >**
 - Results
 - Features
 - Training & Support
- Students >**
 - Get Registered
 - Support
 - More...


On the right side, there is a dark grey overlay with the following content:

- Sign In**
- Already registered? Sign in with your Pearson account.
- Sign in** (with a red cursor icon)
- Forgot username or password?
- Register Now**
- Need access? Start here!
- Student** (with a pencil icon)
- Educator** (with a pencil icon)

Need Help?

Contact Pearson Support, 24/7, at support.pearson.com/getsupport/.

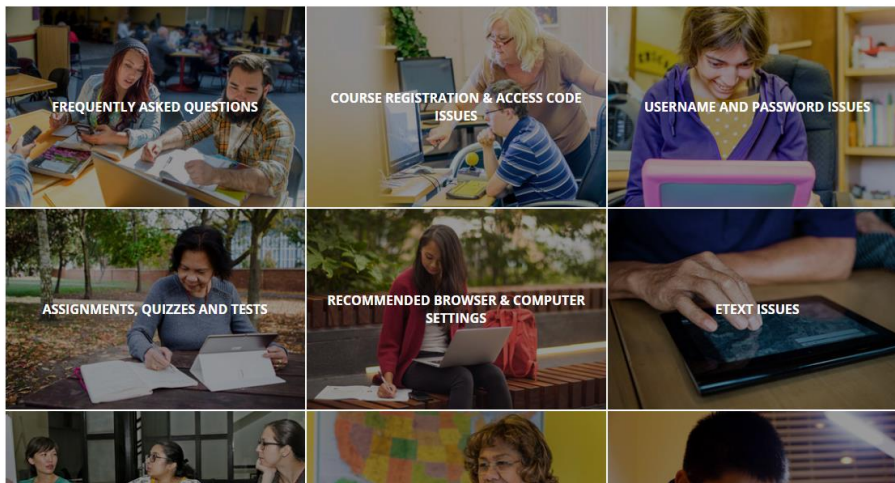
Live chat or call dedicated student support at 1-844-292-7015



PEARSON SUPPORT

Welcome to our new support site! Please make a note of the new URL. Thanks for visiting, and let us know how we can support you!

FEATURED TOPICS



ALWAYS LEARNING