



Pearson

# Get Started with Pearson Mastering Engineering



# You need 3 things to register:

**1**

Email Address

**2**

Course ID:  
MAE320S01KUNZF17

**3**

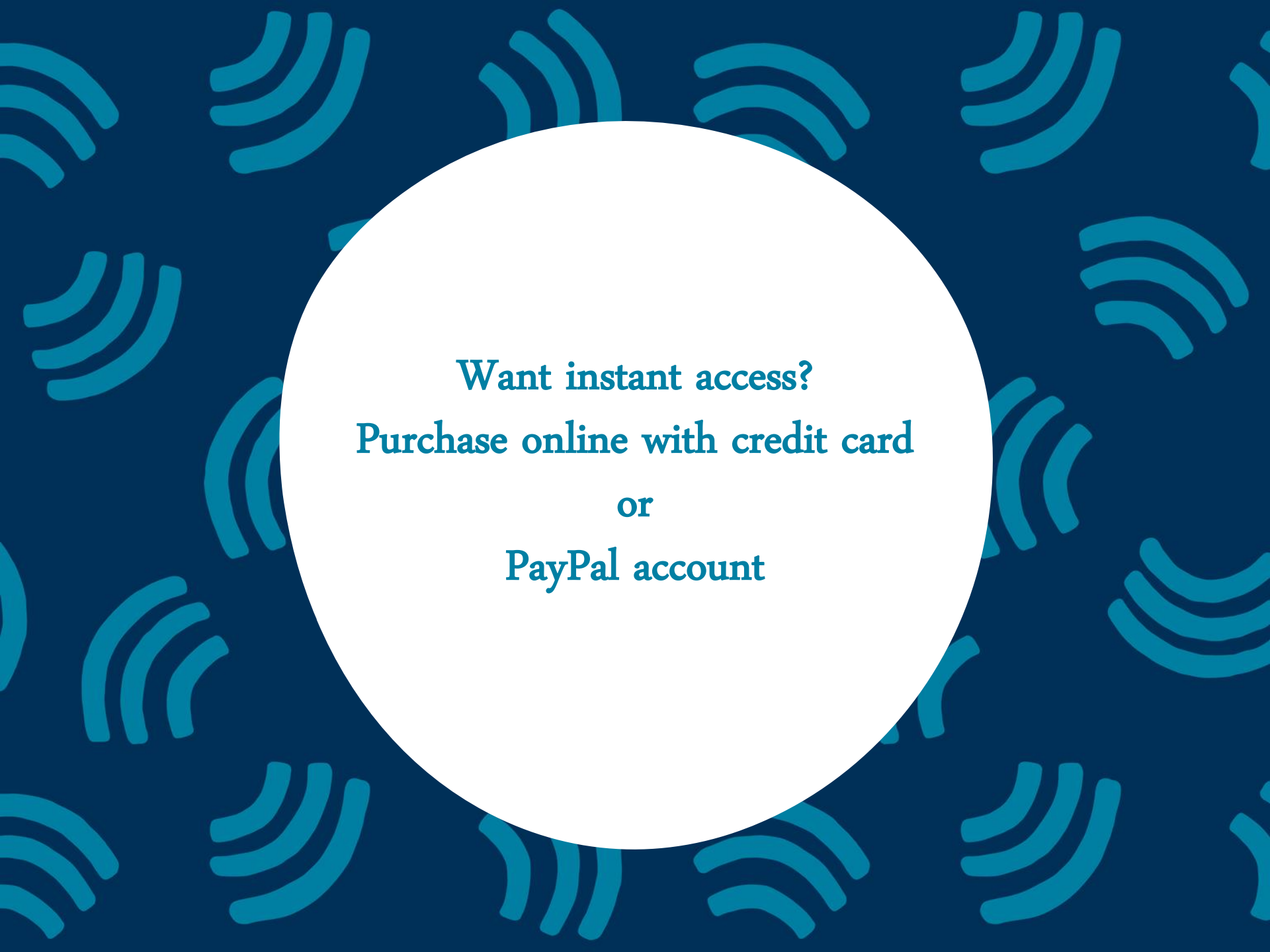
Access Code or Credit Card

# Options for Obtaining Textbook and Access Card

- Bookstore purchase: ISBN 978-0-134-51812-1 includes Textbook (10ed.) and Access Card (10ed.) (includes Etext)

Other Options:

- Buy used text (9ed. or 10ed.) and Access Card (10ed.) separately (with or without Etext)
- Buy only Access Card (10ed.) with Etext: ISBN 978-0-134-32128-8
- OR: . . .



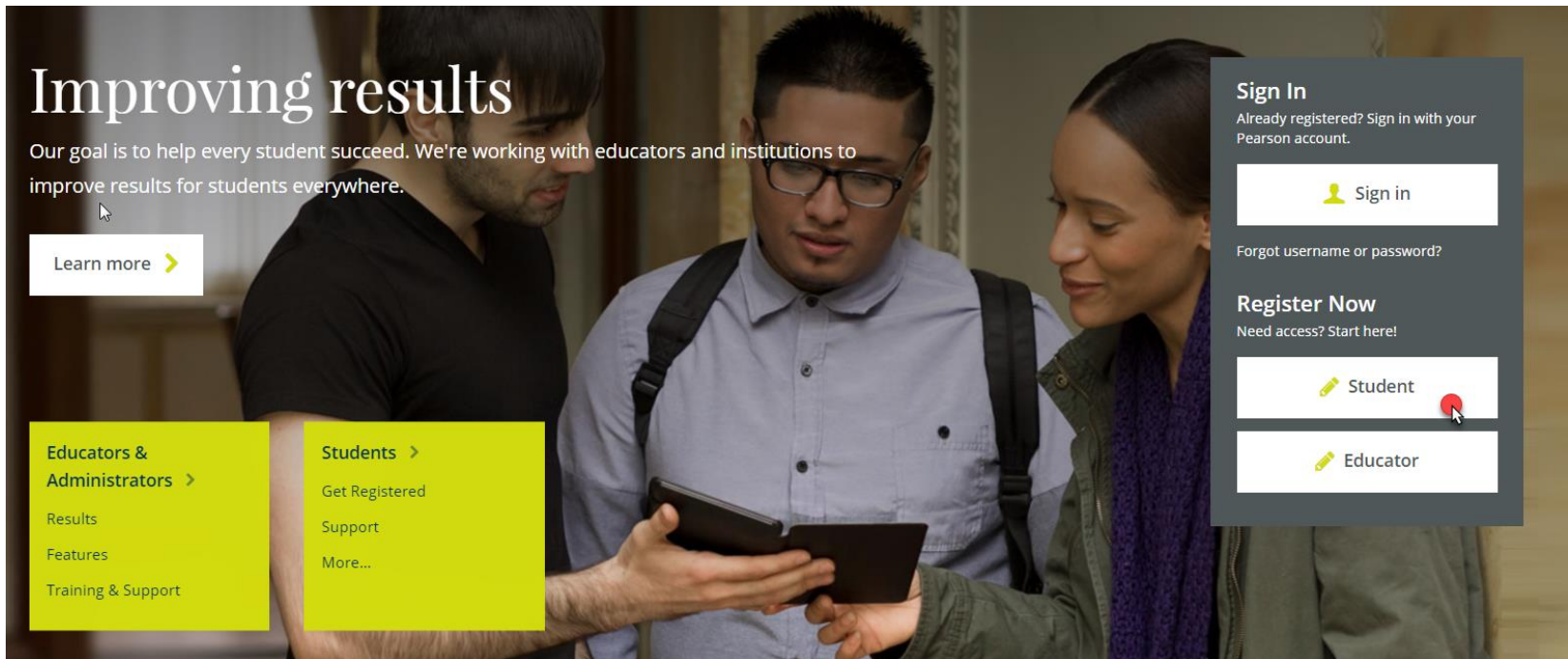
Want instant access?  
Purchase online with credit card  
or  
PayPal account



Let's go!

# Step 1.

Go to [www.pearson.com/mastering/engineering](http://www.pearson.com/mastering/engineering) and select **Student** under Register Now.



# Step 2. Select **OK! Register now.**

Students

Get Registered

Features

Support

Get Involved

About Mastering

## Do you have these 3 things?

### Email

You'll get some important emails from your instructor at this address.

### Course ID

A Course ID looks something like this: MENGprofessor12345.

**Note:** Not all courses require a Course ID. Please check with your instructor.

### Access code or credit card

You can buy an access code packaged with your textbook or as a standalone access code kit. Or you can buy instant access with a credit card or PayPal account.

OK! Register now >

[Register for self-study access only >](#)

[Australian customers, register here >](#)

Step 3. Enter your instructor's Course ID:  
MAE320S01KUNZF17 and choose **Continue**.

**PEARSON****ALWAYS LEARNING**

[Register](#)[Help](#)

Enter Your Course ID

Course ID  [Continue](#)



Step 4. Create a Pearson **username** and **password** or **Sign In** with a username and password you already have, if you've used MasteringEngineering before.

PEARSON

Register

### Sign In with Your Pearson Account

Your account gives you access to your Pearson online courses and products.

Username

Password

[Sign In](#)

[Forgot your username or password?](#)

### Create a Pearson Account

If you don't already have an account, create one.

[Create](#)

[Not sure if you have an account?](#)

## Step 5. Select an access option.

- Enter the access code that came with your textbook or was purchased separately.
- Buy access using a credit card or PayPal account.

**PEARSON**ALWAYS LEARNING

RegisterHelp


**i** student\_account, you've successfully created a Pearson account!  
To continue, select an option below.

### Select an Option

#### Use an Access Code

A prepaid [access code](#) might come with your textbook or in a separate kit.

**Access Code**



#### Use a Credit Card or PayPal

MasteringBiology with Virtual Lab Full Suite for Campbell Biology, 10e without eText

**\$118.00 USD**

### Your Course

**My Course**  
Course ID: [9100000000000000](#)  
Taught by [Pearson Education](#)  
Course ends Jul 28, 2017

Not your course? [Enter a different course ID.](#)

# Step 6. From the You're Done page, select **Go to My Courses**.

## You're done!

Check your email for a registration confirmation.

[Print this page as your receipt.](#)

**Your Course**

**My Course**  
Course ID: XXXXXXXXXXXX  
Taught by XXXXXXXXXXXX  
Course ends Jul 28, 2017

[Go to My Courses](#)

## Account Information

Username: student\_account  
Email: student@gmail.com  
Account ID: XXXXXXXX

## Order Details

Access Code: XXXXXXX-XXXX-XXXX-XXXX-XXXX-XXXX-XXXX  
Order Date: August 1, 2016  
Order ID: XXXXXXX

## Support

Step 7. Select **Yes** and enter your Course ID: MAE320S01F17 to join your course. Click **Continue**.

**Join Your Online Course**

Did you receive a Course ID from your instructor?

☐ Yes ☐ No

[What's a Course ID?](#)

Continue

## Step 8. Enter your Mercer Student ID and click **Continue**.

### Your Student ID

Please enter your Student ID:

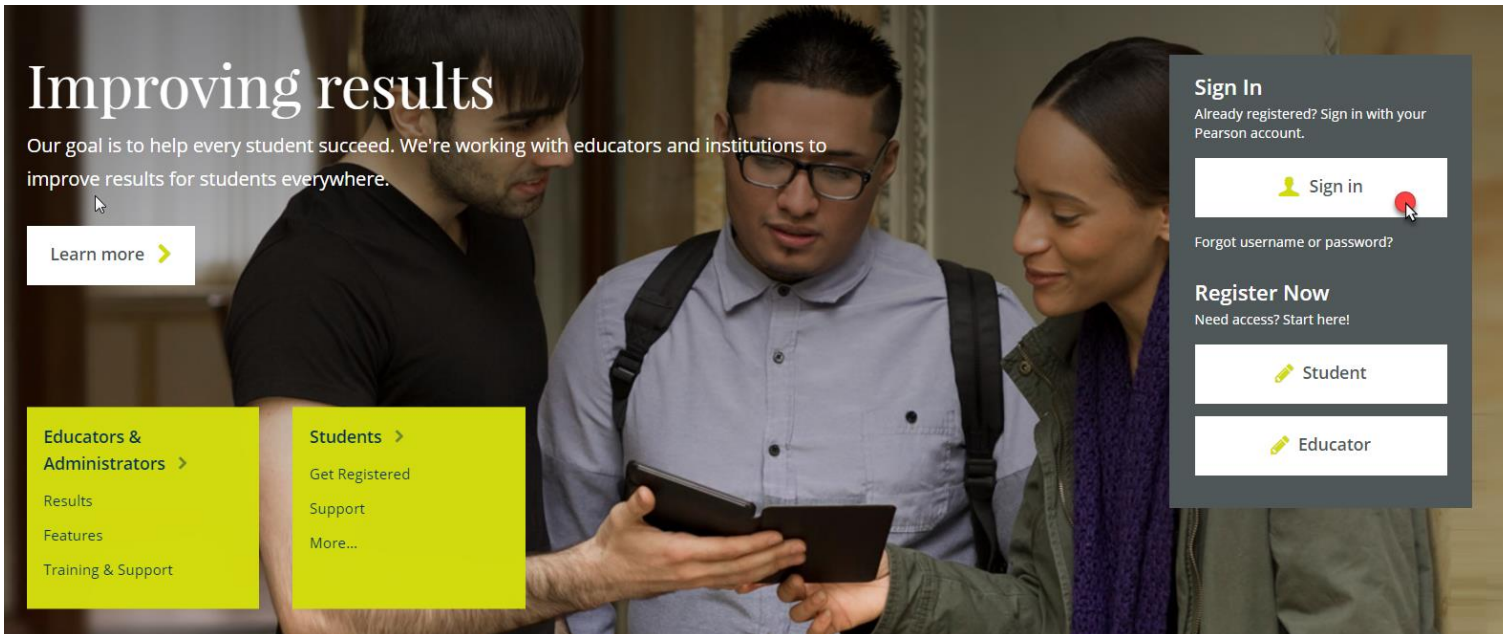
Don't know what to enter? Contact your instructor for help.

Continue

[Skip This Step](#) (You can enter this later.)

# Congratulations! You're now enrolled in your Mastering course.

Next time you want to access your Mastering course, go to [www.pearson.com/mastering/engineering](http://www.pearson.com/mastering/engineering) and Sign in.




The screenshot displays the Pearson Mastering website interface. The background features a photograph of three students (two men and one woman) looking at a tablet. The main heading is "Improving results" with the subtext "Our goal is to help every student succeed. We're working with educators and institutions to improve results for students everywhere." A "Learn more" button is positioned below the text. On the left, there are two yellow navigation menus: one for "Educators & Administrators" (with links for Results, Features, and Training & Support) and another for "Students" (with links for Get Registered, Support, and More...). On the right, a dark gray "Sign In" overlay is active, containing the text "Already registered? Sign in with your Pearson account.", a "Sign in" button with a red cursor icon, a link for "Forgot username or password?", and a "Register Now" section with the text "Need access? Start here!" and buttons for "Student" and "Educator", each accompanied by a yellow pencil icon.

# Need Help?

Contact Pearson Support, 24/7, at [support.pearson.com/getsupport/](https://support.pearson.com/getsupport/).

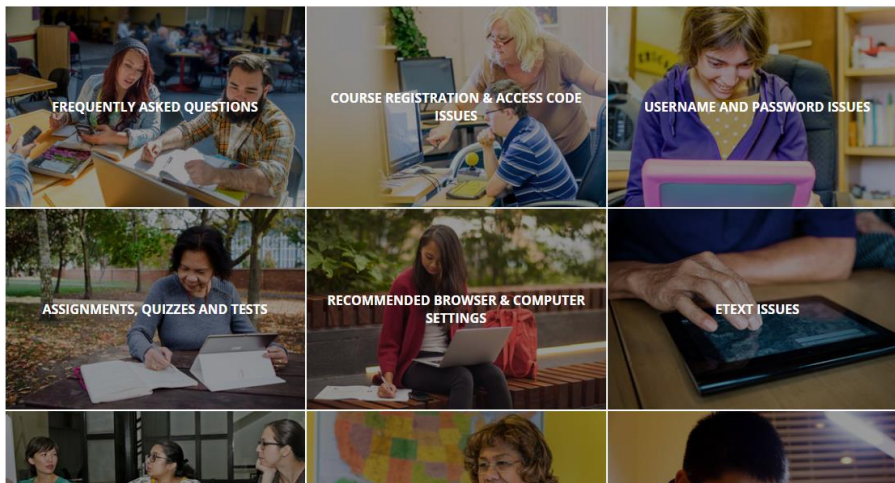
Live chat or call dedicated student support at 1-844-292-7015



## PEARSON SUPPORT

Welcome to our new support site! Please make a note of the new URL. Thanks for visiting, and let us know how we can support you!

### FEATURED TOPICS



**ALWAYS LEARNING**