

**NEW!**

SMT Power Inductors - LPS3015 Series



The LPS3015 is a mere 3 mm square and 1.5 mm high, yet it can handle current up to 2.0 Amps. This series of shielded power inductors is designed for high-density applications where shielded parts are a necessity.



These inductors are ideal for use in PDAs, wireless phones, digital cameras and other handheld electronics.

Coilcraft **Designer's Kit C392** contains samples of 0.80 μH to 33 μH parts (3 each) from LPS3008, LPS3010 and LPS3015. **Kit C401** contains samples of 0.56 μH to 33 μH parts (3 each) from LPS4012 and LPS4018. **Kit C402** contains samples of 220 μH to 3300 μH parts (3 each) from all five series. For details of kit contents and to order, contact Coilcraft or visit <http://order.coilcraft.com>.

Part number ¹	L $\pm 20\%$ ² (μH)	L typ @ 1 MHz (μH)	DCR max ³ (Ohms)	SRF typ ⁴ (MHz)	Isat ⁵ (A)
LPS3015-102ML_	1.0	1.0	0.075	190	2.0
LPS3015-152ML_	1.5	1.5	0.100	140	1.8
LPS3015-182ML_	1.8	1.8	0.100	135	1.5
LPS3015-222ML_	2.2	2.2	0.110	110	1.5
LPS3015-332ML_	3.3	3.3	0.130	90	1.3
LPS3015-472ML_	4.7	4.7	0.200	79	1.1
LPS3015-682ML_	6.8	6.8	0.300	58	0.91
LPS3015-103ML_	10.0	10.0	0.440	48	0.65
LPS3015-153ML_	15.0	15.0	0.700	35	0.55
LPS3015-183ML_	18.0	18.0	0.750	33	0.53
LPS3015-223ML_	22.0	22.0	0.825	30	0.49
LPS3015-333ML_	33.0	33.0	1.30	23	0.42
LPS3015-473ML_	47.0	47.0	1.55	17	0.32
LPS3015-683ML_	68.0	68.0	2.25	14	0.28
LPS3015-104ML_	100	100	3.40	11	0.23
LPS3015-124ML_	120	—	4.60	9.0	0.20
LPS3015-154ML_	150	—	6.10	8.0	0.18
LPS3015-184ML_	180	—	8.60	7.5	0.16
LPS3015-224ML_	220	—	9.50	6.0	0.15
LPS3015-334ML_	330	—	22.0	5.0	0.10

1. When ordering, please specify **packaging** code:

LPS3015-333MLC

Packaging: C = 7" machine-ready reel. EIA-481 embossed plastic tape (1000 parts per full reel).

B = Less than full reel. In tape, but not machine ready. To have a leader and trailer added (\$25 charge), use code letter C instead.

D = 13" machine-ready reel. EIA-481 embossed plastic tape. Factory order only, not stocked (3500 per full reel).

- Inductance tested at 100 kHz, 0.1 Vrms using an Agilent/HP 4192A.
- DCR measured on a micro-ohmmeter.
- SRF measured using Agilent/HP 8753ES or equivalent.
- For inductance values $\geq 10 \mu\text{H}$, DC current at which the inductance drops 20% (max) from its value without current. For inductance values $< 10 \mu\text{H}$, DC current at which the inductance drops 30% (max) from its value without current.
- Storage and operating temperature range -40°C to $+85^\circ\text{C}$.
- Electrical specifications at 25°C .

Coilcraft®

Specifications subject to change without notice.

Please check our website for latest information. Document 436-1 Revised 06/08/06

1102 Silver Lake Road Cary, Illinois 60013 Phone 847/639-6400 Fax 847/639-1469

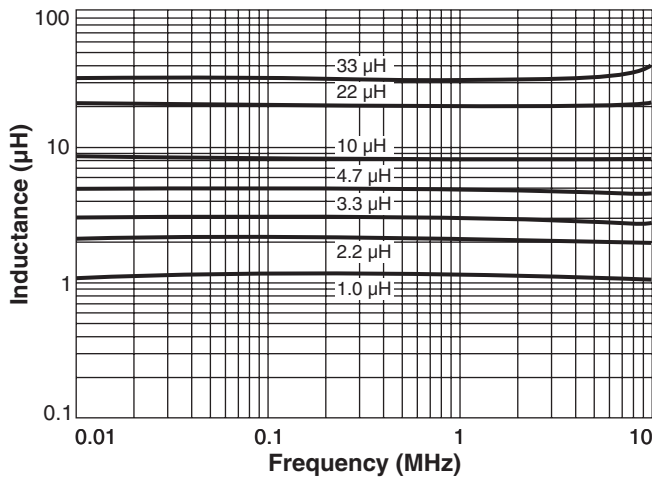
E-mail info@coilcraft.com Web <http://www.coilcraft.com>



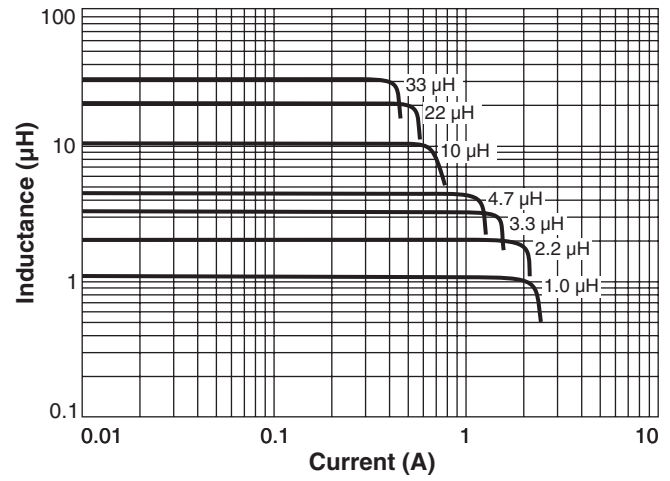
NEW!

SMT Power Inductors - LPS3015 Series

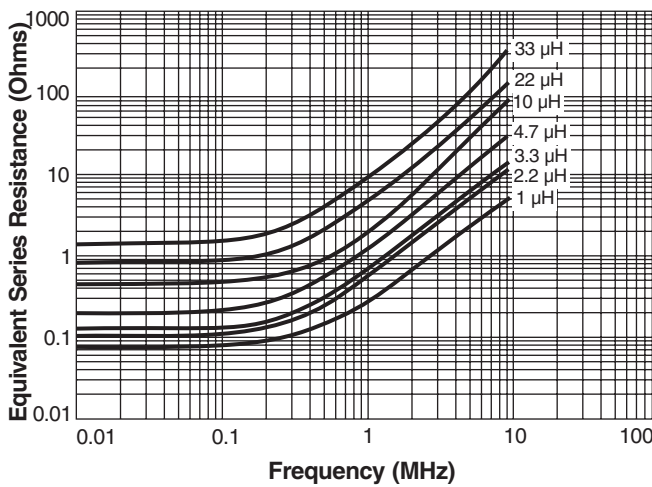
Typical L vs Frequency



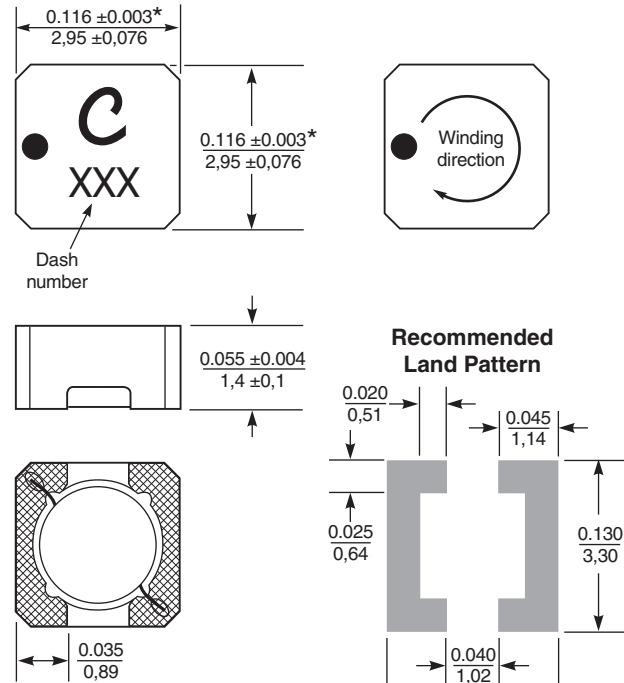
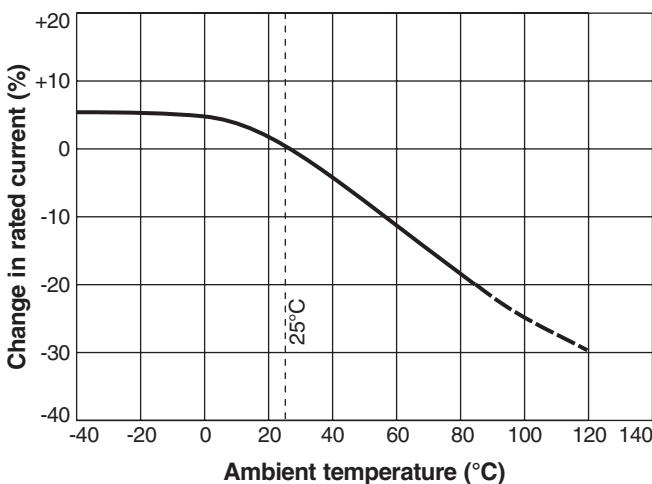
Typical L vs Current



Typical ESR vs Frequency



Typical Isat Derating



* Dimensions are of the case not including the termination. For maximum overall dimensions including the termination, add 0.005 in / 0.13 mm.

Weight: 40 – 45 mg
Terminations: Silver-palladium-platinum-glass frit
Tape and reel: 1000/7" reel; 3500/13" reel 8 mm tape width
 For packaging data see Tape and Reel Specifications section.



Specifications subject to change without notice. Please check our website for latest information. Document 436-2 Revised 06/08/06

1102 Silver Lake Road Cary, Illinois 60013 Phone 847/639-6400 Fax 847/639-1469

E-mail info@coilcraft.com Web <http://www.coilcraft.com>